



SC "Ecolux" SRL, Chisinau, str. Sf.Gheorghe 3; tel:
 mob: +373 690 86774,+373 22 500 400 e-
 mail:climate@ecolux.md; web: www.gree.md,



Price LIST U-MATCH intră în vigoare din 17.06.22

Tip CANAL ON/OFF seria U-MATCH					
	Model	Capacitate kW	Diam. țevi	Price USD	
 	GU71PS/A1-K (GFH24K3HI) + GU71W/A1-M (GUHN24NK3HO)	7.0	5/8" - 3/8"	1200	
	GU85PS/A1-K + GU85W/A1-M	8.3	5/8" - 3/8"	1400	
	GU100PS/A1-K (GFH36K3HI) + GU100W/A1-M (GUHN36NM3HO)	10.0	5/8" - 3/8"	1990	
	GU125PS/A1-K (GFH36K3HI) + GU125W/A1-M (GUHN36NM3HO)	12,5	5/8" - 3/8"	2500	
	GU140PS/A1-K (GFH48K3HI) + GU140W/A1-M (GUHN48NM3HO)	14.0	5/8-3/8	2650	
	GU160PS/A1-K (GFH60K3HI) + GU160W/A1-M (GUHN60NM3HO)	16.0	5/8-3/8	3100	
	Tip CASETA ON/OFF seria U-MATCH				
	Model	Capacitate kW	Diam. țevi	Price USD	
 	GU50T/A1-K+GU50W/A1-K	5.0	1/2" - 3/8"	1000	
	GU71T/A1-K(GKH24K3HI) + GU71W/A1-K(GUHN24NK3HO)	7.0	5/8" - 3/8"	1960	
	GU100T/A1-K (GKH36K3HI) + GU100W/A1-M (GUHN36NM3HO)	10.0	5/8" - 3/8"	1990	
	GU125T/A1-K (GKH36K3HI) + GU125W/A1-M (GUHN36NM3HO)	12,5	5/8" - 3/8"	2650	
	GU140T/A1-K (GKH48K3HI) + GU140W/A1-M (GUHN48NM3HO)	14.0	5/8" - 3/8"	2700	
	GU160T/A1-K (GKH60K3HI) + GU160W/A1-M (GUHN60NM3HO)	15.0	5/8" - 3/8"	3000	
Tip COLOANA (E-HEATER) ON/OFF seria T-FRESH					
	Model	Capacitate kW	Diam. țevi	Price USD	
	GVA24AL-K3NNC7A (pînă la 70m2)	7,2	5/8-3/8	2000	Produs nou
	GVA48AL-M3NNC7A (pînă la 140m2)	14	1/2" - 3/4"	3350	Produs nou
	GVA55AL-M3NNC7A (pînă la 140m2)	15,5	1/2" - 3/4"	3500	Produs nou




Tip TAVAN-PODEA seria U-MATCH Inverter R32

 	Model	Capacitate kW	Diam. țevi	Price USD	
	GUD71ZD/A-T+GUD71W/NhA-T	7,2	5/8-3/8	2100	Produs nou
	GUD85ZD/A-T+GUD85W/NhA-T	8,5	5/8-3/8	2600	Produs nou
	GUD100ZD/A-T+GUD100W/NhA-T	10	5/8-3/8	3300	Produs nou
	GUD125ZD/A-T+GUD125W/NhA-T	12,5	5/8-3/8	3750	Produs nou
	GUD140ZD/A-T+GUD140W/NhA-T	14	5/8-3/8	3900	Produs nou
	GUD160ZD/A-T+GUD160W/NhA-T	16	5/8-3/8	4150	Produs nou

Tip DUCT seria U-MATCH INVERTER R32

 	Model	Capacitate kW	Diam. țevi	Price USD	
	GUD35PS/A-T+GUD35W/HhA-T (12000bthu) (pînă la 40m2)	3,5	1/4 " - 3/8 "	1450	Pret nou
	GUD50PS/A-T+GUD50W/HhA-T (18000bthu) (pînă la 50m2)	5,5	1/4 " - 1/2 "	1620	Pret nou
	GUD71PS/A-T+GUD71W/HhA-T (24000bthu) (pînă la 70m2)	7.0	5/8 " - 3/8 "	1950	Pret nou
	GUD85PS/A-T+GUD85W/HhA-T (30000bthu) (pînă la 90m2)	8.5	5/8 " - 3/8 "	2160	Pret nou
	GUD100PHS/A-T+GUD100W/HhA-X (36000bthu) (pînă la 100m2)	10.0	5/8 " - 3/8 "	3260	
	GUD125PHS/A-T+GUD125W/HhA-X (42000bthu) (pînă la 120m2)	12	5/8 " - 3/8 "	3550	Pret nou
	GUD140PHS/A-T+GUD140W/HhA-X (48000bthu) (pînă la 130m2)	13.4	5/8 " - 3/8 "	3750	Pret nou
GUD160PHS/A-T+GUD160W/NhA-X (60000 bthu) (pînă la 160m2)	16.0	5/8 " - 3/8 "	4200	Pret nou	

Tip CASETA seria U-MATCH INVERTER R32


  	Model	Capacitate kW	Diam. țevi	Price USD	
	GUD35T/A-T+GUD35W/HhA-X (12000bthu) (pînă la 40m2)	3,5	1/4 " - 3/8 "	1620	Pret nou
	GUD50T/A-T+GUD50W/HhA-X (18000bthu) (pînă la 50m2)	5,5	1/4 " - 1/2 "	1870	Pret nou
	GUD71T/A-T+GUD71W/HhA-X (24000bthu) (pînă la 70m2)	7,0	5/8 " - 3/8 "	2300	Pret nou
	GUD85T/A-T+GUD85ZD/A-T (30000 bthu) (pînă la 90m2)	8,5	5/8 " - 3/8 "	2450	Pret nou
	GUD100T/A-T+GUD100ZD/A-T (36000bthu) (pînă la 100m2)	10,00	5/8 " - 3/8 "	3500	
	GUD125T/A-T+GUD125W/HhA-X (42000bthu) (pînă la 120m2)	12	5/8 " - 3/8 "	3800	Pret nou
	GUD140T/A-T+GUD140W/HhA-X (48000bthu) (pînă la 140m2)	13.4	5/8 " - 3/8 "	3900	Pret nou
GUD160T/A-T+GUD160ZD/A-T (60000bthu) (pînă la 160m2)	16.0	5/8 " - 3/8 "	4300	Pret nou	

INVERTER

R32

A++
Energy
Efficiency
Class

Tip Podea seria CONSOLE

	Model	Capacitate kW	Diam. țevi	Price USD
	GEH09AA-K3DNA1D (până la 25 m ²)	2.7(0.5~3.3)	1/4-3/8	<i>stoc epuizat</i>
	GEH12AA-K3DNA1D (până la 35 m ²)	3.5(0.6~4.0)	1/4-3/8	<i>stoc epuizat</i>
	GEH18AA-K3DNA1D (până la 45 m ²)	5.3(1.05~6.5)	1/4-1/2	<i>stoc epuizat</i>